

















Wiser Energy Powertag -Selection guide*

Type of Product	Part Numbers (xx refers to current rating)	Image	Mounting Position on Breaker	Powertag reference								
				 4RCBEM2T	 4RCBEM2B	 4RCBEM2	 4CBEM2T	 4CBEM2B	 4RCBEM4	 4CBEM1	 4CBEM3	
Clipsal 18 mm wide SLIM RCBO	RCBE2xx/30S 4RCBE2xx/30S		Top	✓		✓						
			Bottom		✓	✓						
Clipsal 36 mm wide RCBO	RCBM2xx/30S 4RCBM2xx/30S		Top	✓		✓						
			Bottom			✓						
Clipsal 2P RCD ≤ 63A	RCD2xx/30 4RC2xx/30 4RC2xxSB0		Top			✓	✓					
			Bottom			✓		✓				
Clipsal 4P RCD ≤ 63A	RCD4xx/30 4RC4xx/30 4RC4xxSB0		Top or Bottom						✓			
Clipsal 1P MCB	MCB4-1xx 4CB1xx/6 4CB1xx/10		Top or Bottom							✓		
Clipsal 3P MCB ≤ 63A	4CB3xx/6 4CB3xx/10		Top or Bottom								✓	
Clipsal 1P Main Switch ≤ 63A	MSW1xx SW1xx 4PSW1xx		Top or Bottom							✓		
Clipsal 3P Main Switch ≤ 63A	MSW3xx SW3xx 4PSW3xx		Top or Bottom								✓	

(*) Refer to product catalogue for technical characteristics