

clipsal **at** home

INNOVATIVE ELECTRICAL SOLUTIONS FOR YOUR HOME

CELEBRATING
100 YEARS
OF CLIPSAL

Life Is On

CLIPSAL
by Schneider Electric

MASTER YOUR CASTLE



Your home is something special. Like you and your family, it's one of a kind.

At Clipsal by Schneider Electric, we create products and solutions designed to suit every lifestyle. Bringing life to your home, we make living easier, more comfortable and enjoyable for you and your family.

At the same time, we're aware of the need to create technology for a changing world. With ever-increasing stresses on the environment, it's important to harness and use energy in a safe, efficient and sustainable manner.

Within this magazine you'll find a range of ideas and products that have been designed to enrich your life in an environmentally conscious way.

Starting here is the perfect way to begin thinking about how the right products can transform your home. Inside these pages you'll find:

- Pre-planning advice, support and tools to help you prepare for your home renovation or new build
- Room-by-room inspiration and guidance showing how you can enhance every room of your home



- Specific advice for achieving energy efficiency, reliability and safety, connectivity and home automation
- A comprehensive selection of products including; switches, power outlets, lighting, ceiling fans, air movement, bathroom heating and smart home control options

You can also discover more on clipsal.com.

Here you'll find:

- Expert advice from Australian stylists, showcasing upcoming trends and opinions on home electrical
- Easy to view product styles and colour options

- Product brochures
- An electrician locator to help you find a licensed electrician in your area to install your favourite products
- Assistance in finding local electrical suppliers and where you can purchase products

Clipsal At Home.

DIRECTORY

SWITCHES & OUTLETS



Network Connections:
13, 17, 19, 32



USB Charger:
13, 15, 19, 21, 46



Weatherproof Switches
and Outlets:
27, 29, 51



Saturn Wall Switches:
13, 15, 21, 42, 43



Pop-Up Power Outlet:
15



Power Outlet:
8, 11, 15, 17, 19, 21, 25, 27,
29, 37, 42, 43, 44, 45, 46,
48, 49, 51



Iconic® Water Resistant
Switch:
23, 25, 46



Saturn Zen Switches:
11, 15, 19, 25, 43, 53



Iconic® Styl:
23, 46, 48, 49, 54, 55



Iconic® Essence:
21, 46, 48, 49, 54, 55



Iconic® Switches and
Outlets:
21, 23, 25, 34, 37, 46



Quad Power Outlets:
15, 17, 19, 25

LIGHTING & CONTROLS



LED Downlights:
9, 11, 13, 15, 19, 21, 23, 25,
38, 39, 51



Motion Sensors:
9, 11, 15, 21, 27, 29, 31, 34,
37, 39, 46, 47



Timers:
9, 23, 25, 31, 34, 39, 47



Dimmers:
13, 17, 21, 34, 38, 39, 46, 47



Iconic® Night Walk:
11, 21, 37, 46

SAFETY & PROTECTION



Smoke Alarms:
9, 13, 19, 21, 36



Clipsal Safety Switch:
9, 27, 37



Surge Protection:
17, 19, 46



Arc Fault Detection Device:
27, 37

SMART HOME



Smart Home Security:
9, 11, 13, 31, 34



Iconic® Wiser Room App:
11, 17, 19, 34, 47



C-Bus Touch Screen
Controller:
11, 15, 50



C-Bus eDLT Wall Switch:
11, 17, 21, 50



Smart Home Automation:
9, 11, 13, 17, 31, 32, 33, 34,
47, 50



Voice Control:
13, 31

AIR MOVEMENT



Bathroom Fan/Light/Heater:
23, 50



Exhaust Fans:
8, 23, 25, 52



Ceiling Sweep Fans:
8, 13, 21, 29, 39, 52

CONTENTS



PLANNING AND BUDGET

Tools and Services	6
Clipsal At Home Online	6
Visit a Clipsal Showroom	6
Clipsal Clipspec Consultations	6
3 Steps to Renovating and Building	7
Electrical Considerations	8



LIFESTYLE INSPIRATION

Entrance	10
Living Room	12
Kitchen	14
Entertainment Room	16
Home Office	18
Bedroom	20
Bathroom	22
Laundry	24
Garage & Shed	26
Outdoor Living	28



SMART HOME

Benefits of a Smart Home	31
Where to Start	32
Smart Home Solutions	34



SAFETY AND PROTECTION

Choosing the Right Smoke Alarm	36
Cooker Switches	37
Understanding Electrical Switchboards	37
Iconic® Night Walk	37



ENERGY EFFICIENT SOLUTIONS

Lighting	38
Think Power. Save Money.	38



PRODUCTS

Saturn™ 250V Range	42
Saturn™ Horizon	43
Saturn Zen™	43
Metal Plate	44
Impress™ Push-Button	44
Modena	45
Classic Series	45
2000 Series	45
Iconic®	46
Iconic® Styl	48
Iconic® Essence	48
C-Bus Switch Plates	50
C-Bus Touch Screens	50
Lighting Range	51
Weatherproof	51
Air Movement & Heating	52



STYLING YOUR HOME

Room Recipes	53
--------------	----

TOOLS AND SERVICES



Clipsal at Home Online

With inspiration and electrical planning ideas, Clipsal at Home is perfect if you're in the research phase of your renovation or new build project. With everything from expert advice from Australian stylists, to directories of local electricians and suppliers, you will find the latest trends, hottest products and invaluable guidance to help create your dream home and master your castle.

Get inspired, clipsal.com



Visit a Clipsal Showroom!

Have you ever tried to imagine how something will look in your house? Or how it will feel while you're using it? Now, you won't need to. See and feel just about the entire range of Clipsal residential products. You can play with everything, from premium switch plates to home automation solutions.

Find your nearest Showroom on the back of this book or visit clipsal.com/showroom

Clipsal Clipspec Consultations:

Whether you're building or renovating, Clipspec™ Electrical and Lighting Planning will give you the inspiration and answers to any questions and make your home a dream home!

After one meeting, you'll leave armed with loads of inspiration and a detailed electrical and lighting plan. The included bill of materials also itemises pricing, so you can discuss your project in detail with your electrical contractor or builder.



Appointments are required so make an appointment with a Clipspec consultant today or for more information, visit:

clipsal.com/clipspec





3 STEPS TO RENOVATING AND BUILDING

Planning your home electrical can seem like a daunting task and when building or renovating, it is often something that gets left until the last minute or even forgotten about all together.

For such a critical and individual component of any home, electrical planning requires considered thought. While your electrician is wonderful for providing guidance and advice, customising your home to your wants and needs, all while meeting your budget, demands personal involvement in the planning process.

1. GET INSPIRED

- Visit Clipsal at Home online – clipsal.com
- Room by Room – Explore pages 10 to 29 for inspiration based on the room you are thinking about.
- Room Recipes – Discover electrical accessories can tie a room together. pages 50 and 51
- Find My Style – Get creative with our style tool. Choose from the latest interior designs, switches and paint colours or upload a wall covering image of your choice – clipsal.com/find-my-style
- Social Media – Follow ClipsalAU on Facebook, Instagram or Houzz pages.

2. EXPLORATION

- Visit a Clipsal Showroom!
- Don't miss out on our expert advice articles and videos, visit clipsal.com/expertadvice
- Download a printable checklist – clipsal.com/expert#checklist so you can take notes of your choices as you go along your planning journey.
- Understand the extent of your electrical needs with Clipsal's Electrical Consideration – pages 8 and 9

3. PLAN/PRODUCTS

- Where to next? No matter where you are in your project journey, we are here to connect you to the Clipsal experience. So let us help you get connected – clipsal.com/get-connected
 - Clipsal Clipspec Consultations – clipsal.com/clipspec
 - Visit a showroom to look, touch and feel the products that interest you – clipsal.com/showroom
 - Find an electrical wholesaler, licensed electrician or installer – clipsal.com/locate

MASTER YOUR CASTLE

Share your results socially with [#clipsalathome](https://twitter.com/clipsalathome)

ELECTRICAL CONSIDERATIONS



Essential questions to ask yourself before planning your home's electrical requirements



POSITIONING

Have you decided where your furniture will go? Consideration on positioning will allow you to bring power or light to the right place. A few major furniture pieces to consider are hall table, bedside tables, lounge, TV unit and sideboards.

Are there allocated places for your major appliances? These may need power, data, light or another connection point. For example, you may need a power point next to your gas outlet for the stove.

Would you like to provision for something in the future? Consider running cabling for future needs or wants.



LIFESTYLE

Who lives in your home or investment property? Do you require special considerations for children, teenagers or retirees?

Have you allowed for a work life balance? You may like to set up a home office or study nook. Ensure you allow for additional power or data points for optimal connectivity.

Will you be entertaining outside? Do you need to allow for security or ambient lighting, audio, power and lighting for your BBQ, ceiling fan or outdoor heating?



POWER

Have you positioned power points where you functionally need them? You may wish to consider lamp placement, study/office provisions, vacuuming, ironing, power tools and heating.

Do you want the power points hidden in a cupboard, behind the furniture or in plain sight?

Do you have enough USB ports to charge all your devices?

Have you considered indoor or outdoor ceiling sweep fans, exhaust fans or heating?



LIGHTING

Where do you want your switches?

You may wish to allow for multiway switching so you can turn a light on/off from multiple locations.

Have you considered dimming? This will not only allow you to achieve the perfect ambience but also energy saving. Page 38

What style of switch would you like?

Explore our vast range of standard and premium switch plate ranges from page 42 to 47, visit clipsal.com or one of our showrooms.

Have you considered under cupboard lighting in the Kitchen/Laundry?

Do you want to be able to locate your switch in the dark? We offer a number of switches that have LED indicators. Page- 42 to 46

Have you selected or allowed for decorative lighting?



SMART HOME

Do you want to be able to control your home remotely? A smart home solution can make your life easier bringing comfort, convenience and control to your home. Page 34

Do you want to control your home via Bluetooth control? Perhaps consider Iconic BLE. Page 34

Have you considered timers and sensors to turn lights on and off? We would recommend these items for the garage, porch and pantry. Page 38



ENTERTAINMENT

Where will your TV be positioned?

Will you have multiple TVs in your home that need connection points and power?

Do you have additional associated devices for your home entertainment? You may need to allow for additional power.

Have you allowed for home office or study requirements?

Which connection points do you require and in which rooms? Consider your data, aerial, phone and audio requirements. Page 13, 17 and 19

Will you need high speed internet for streaming services, gaming or working from home?

Consider a home network solution with data outlets in all the important points in your home.



SAFETY & PROTECTION

Have you considered floodlights and walkway lighting? This could be in areas such as your driveway, porch, paths, washing line, bins and outdoor living.

Smoke alarms. We recommend installing smoke alarms in bedrooms and living spaces (including hallways and stairways) and even the garage.

Ensure you have adequate circuit protection. RCD protection is mandatory for all new homes & major upgrades but you could enhance safety of your home with surge protection and arc fault detection. Page 37

Will you have cameras? Do they need to be hard wired?

 Page 31 to 34

Are you looking to integrate your home security system through home automation?



ENERGY EFFICIENCY

Do you want to monitor your energy usage? Energy Management by Wiser is an App which connects you to your electricity. You can measure and monitor your energy consumption 24/7.

Do you want your lights to be dimmable?

Are you including motion sensors/sunset switches? These could be included in areas such as your wardrobe, pantry, outdoor areas and hall.

LED Downlights. Almost all of the energy LED lights use is converted into light, compared to traditional light sources which produce heat. The high efficiency of LED lights can reduce running costs by up to 70%.

Consider using timers. Page 41

Home automation efficiency. Page 34



QUALITY ASSURANCE / WARRANTY

Australia has a well-regulated electrical industry and you have every right to ask about the quality of products used in your home. The only safe option is to be sure that your builder/electrical contractor/retailer has installed products that comply with Australian Standards.



ENTRANCE

Clipsal welcomes you home to your safe and secure little haven.



Visit
clipsal.com
for more
inspiration.

ROOM TIP

Create a truly welcoming feel to your home by installing an indoor motion sensor in your entrance - switching your interior lights on the minute you walk in the door.

LED Downlights

Showcase décor, create ambience, reduce energy costs and improve comfort all in one from the moment you walk through the door.



Indoor Motion Sensor

Wouldn't it be nice to come home to a well lit entrance so that you don't have to stumble around with your arms full in the dark. This motion sensor will detect movement and turn on the lights to greet you.



Smart Home Security

A smart doorbell with camera can be installed to send footage to your smart device. Find out who is waiting and use the intercom feature to talk to them without needing to open the door or even be home.



Iconic® Wiser Room App

Provides in room lighting control and allows you to set schedules. You can have the entry lights come on at sunset Monday to Friday to welcome you home.



C-Bus Touch Screen Controller

Create your personalised welcome home scene using this truly adaptable home automation system.



C-Bus eDLT Wall Switch

Home control should be both simple and sophisticated. With a customisable display and contemporary design, the C-Bus eDLT wall switch not only provides user-friendly control of your C-Bus system, but also complements any modern interior.



Saturn Zen Switches and Pictogram Icons

With Saturn Zen pictogram icons, you can identify which switch does what, at a glance. With standard LED push-button switches, Saturn Zen makes it easy to identify and turn on lights even at night.



Iconic® Night Walk

This sensor light attachment detects movement which makes it perfect for the walk from door to switch while preventing trips along the way.





Visit
clipsal.com
for more
inspiration.

LIVING ROOM

A flexible lifestyle needs an adaptable electrical and lighting scheme.



ROOM TIP

Say goodbye to expensive energy bills by monitoring your energy consumption with Energy Management by Wiser.

Photoelectric Smoke Alarms

Protect your family, home and possessions with a photoelectric smoke alarm. Photoelectric smoke alarms respond faster to larger smoke particles and are perfect for detecting smouldering fires.




LED Downlights

Save on electricity with LED downlights. Compared to traditional low voltage downlights, LED lamps cost less to maintain and can last up to 30,000 hours.



Ceiling Sweep Fans

Stay cool in summer and circulate warm air in winter. Ceiling sweep fans are a great addition to help reduce costly cooling and heating bills.



Smart Home Automation

When it gets dark, the blinds automatically close for privacy as the lights come on.



Voice Control

With your choice of voice control platforms, you can control your smart home devices such as lights, audio, security and more.



Saturn Push-Button Dimmer Switches

Reduce visual clutter on the wall by incorporating on/off switching with dimming control. Available in a wide range of styles and colours, they're perfect for any home interior.



USB Wall Charger

A simple and convenient way to charge up to three electronic devices, at the same time, per switch plate. You'll be back using your mobile devices faster than ever.



Iconic® Connection Combinations

With a broad offer for home data, TV, networking and audio connections, you can select many options that specifically meet your needs.





KITCHEN

It's the hardest working room in the house,
but you should still be able to take it easy.



Visit
clipsal.com
for more
inspiration.

LED Downlights

Make kitchen prep easier by lighting work areas with these low-profile downlights. You can also use them to enhance features such as glass splash backs and bench tops.



Saturn Zen Cooker Switch

Increase your home safety in style with the Saturn Zen cooker switch. The cooker switch is the ideal option for isolating power to your electric benchtop cooker.



Infrascan® Indoor Motion Sensor

Make finding ingredients easier. Perfect for pantries, these motion sensors switch lighting on and off automatically for your convenience when you have your hands full.



C-Bus Touch Screen Controller

Streamline your home with the C-Bus Touch Screen Controller and control your C-Bus system from one central location.



Saturn Wall Switches

Wall switches should enhance your home interior. Choose a wall switch that complements your style with this diverse selection.



Saturn Zen Smart Shelf and USB Charger

Designed to hold two smartphones or one tablet, the Smart Shelf is perfect for the kitchen. Reducing clutter while keeping your devices charged, you can even use the Smart Shelf as a recipe stand for your smart device.



Pop-Up Power Outlet

You won't believe something so functional can be so stylish. Great for bench tops, these ceramic pop-up power outlets feature a flush, compact design. Say goodbye to messy cords and no access to power!



Twin Power Outlet with an Extra Removable Switch

Take control with this power outlet. The extra switch can be used to turn on a separate circuit to control fans, lighting and cookers.



ROOM TIP

Get cooking with no restrictions. Install a quad power outlet in your kitchen so you can use multiple appliances at once.



ENTERTAINMENT ROOM

When everything is working perfectly behind the scenes,
you can concentrate on the big picture.

Visit
clipsal.com
for more
inspiration.

Set a Scene to Watch Movies

Close your blinds, dim your lights, turn on the TV, turn on the sound system and start the movie.



Iconic® Quad Power Outlet

Typically entertainment rooms have many devices requiring power sources. Ensure that you have all the power you need with a quad power outlet.



Iconic® Wiser Dimmer

Bring the cinema experience home with the LED dimmer and dimmable LED and control via your smart device using the Wiser Room App.



C-Bus eDLT Wall Switch

Activate a movie experience when you walk into the room. With just the push of a button your home theatre could dim the lights, turn on the projector and lower the screen.



Powertainment

Free your home theatre of clutter. Powertainment is a simple solution that can be configured to suit your power and viewing requirements. Pay TV, free to air and connected AV devices can all be powered from one source.



Iconic® Module Combinations

Design your home to suit your needs with Iconic's custom switch configuration. From switches and dimmers, to audio-visual and data outlets, the possibilities are endless.



Iconic® Entry Plate

Protect your cables with a simple entry plate which allows cables to pass through cleanly and easily. They are ideal behind TVs to ensure the cables are kept secure and hidden.



Surge Protection

Lightning strikes, power surges and voltage spikes are nasty and can destroy your electronic equipment in an instant. Keep your appliances safeguarded with a convenient surge-protected power outlet.




ROOM TIP

Modern homes have thousands of dollars worth of electronic appliances unprotected against surges. Install surge protection in your switchboard to help prevent your valuable electronic appliances from damage so you can sit back and relax.



HOME OFFICE

When your electrical layout and lighting excel at their job,
it's easier to get on with yours.



ROOM TIP

Protect the important documents in your home office with a smoke alarm. With early warning you will have extra time to save your irreplaceable possessions.

LED Downlights

Enhance your productivity by positioning LED downlights above your desk – ensuring your workspace is properly lit.



Iconic® Wiser Room App

In room lighting control, turn on task lighting or dim background lights.



Saturn Zen Push-Button Switch

Complement your home office with this subtle, modern design. Easy to add pictograms so you can quickly identify switches.



Iconic® Smart Shelf

Your mobile is essential, protect your phone with the new Iconic USB charger with integrated shelf designed to hold your mobile phone.



Quad Power Outlets

The home office has so many electrical devices, make sure you have enough points to power everything.



USB Charger

Don't waste space on a USB converter. Charge two devices without having to unplug anything.



Surge-Protected Power Outlet

Relax knowing your valuable office equipment is safe with this surge-protected power outlet.



Iconic® Network Connectivity

You can arrange audio cables for sound systems, connect TVs to aerial/HDMI ports and connect your home network through one switch plate. Consider Starserve Home Networking - A secure, reliable, high speed home network, connecting you to work, friends or family.





BEDROOM

Lighting, temperature and mood can help create the bedroom of your dreams.



Visit
clipsal.com
for more
inspiration.

ROOM TIP

Acting as both a charger and a shelf, install a Saturn Zen Smart Shelf and USB Charger by your bed for easy access to your electronic devices, even while they're charging.

LED Downlights

Ambience without inefficiency – when used with dimmers, you can create the perfect ambient lighting while enjoying even greater energy savings.



Ceiling Sweep Fan

Assist ventilation and maintain a comfortable sleeping temperature by installing a ceiling fan with convenient remote control.



Photoelectric Smoke Alarms

Photoelectric smoke alarms respond faster to larger smoke particles, such as those produced by burning foam, rubber, plastics and other synthetic materials and are essential in bedrooms.



Iconic® Night Walk

Night Walk makes night time navigation safer. When movement is sensed a soft-glow LED discreetly lights the way. Or easily convert it to a subtle night light, ideal for kids' rooms.



C-Bus eDLT Wall Switch

Home control should be both simple and sophisticated. With a customisable display and contemporary design the C-Bus eDLT provides user-friendly control of your C-Bus system, but also complements any modern interior.



Iconic® Essence Sensor

Control the lights in your walk-in robe, even with your hands full. These sensors also help ensure your lights are never left on by mistake.



Saturn Twin Power Outlet with USB Charger

For style and convenience, install a Saturn double power outlet with USB charger so you can charge your smart devices without giving up power source space for your bedside lamp.



Iconic® Wiser Dimmer

Provides in room on/off and dimming control of bedroom lights from your phone or tablet, via Bluetooth connection.





BATHROOM

Whether you're looking for a relaxing space or to get ready with pace, enjoy a practical, comfortable and safe bathroom.



ROOM TIP

Convenient and energy saving, install a timer switch in your bathroom and never leave your lights or heaters on again.

Bathroom Fan/Light/Heater

Turn your bathroom into an oasis of warmth and light, without the excess moisture or steam.



Ceiling Exhaust Fan

Remove moisture and steam without added heat. Fitted with a backdraught shutter, this unit prevents air entering and escaping when not in use.



LED Downlights

Save on maintenance with these LED lamps, featuring a lifespan of up to 30,000 hours. Subtle and functional, install them above your vanity to help you with everyday tasks.



Iconic® Timer

Imagine not forgetting to turn off your heated towel rack? Have it turn on Monday to Friday from 7am to 8am on the weekend 8am to 9am, and during summer not at all. Set it once and forget.



Iconic® Styl Switches

Add a touch of modern style to your bathroom with Iconic Styl. Personalise your bathroom switches with a variety of pictograms, to get the right switch first time, every time.



Iconic® Water Resistant Switches

More water and dust resistant than your regular switches making it the safer option for humid/wet areas.



Inline Exhaust Fan

With strong ducted performance and quieter operation than standard axial ceiling exhaust fans, this fan will help ensure your bathroom is well-ventilated.



Wall Switches

A switch should complement the rest of your bathroom décor. With LED and push-button switches, minimalistic looks and pictograms, there's something to suit every style.





LAUNDRY

Laundry may not be your favourite task
but a few extra accessories can make it a little easier.

Visit
clipsal.com
for more
inspiration.

LED Downlights

Reduce energy costs and improve vision all in one, perfect for making sure that stain really came out!



Window/Wall Exhaust

Keep your laundry dry and clean and remove moist air with a window or wall exhaust fan.



LED Exhaust Fan

Prevent damage to your property with these fans designed for laundries with access to a ceiling cavity.



Clipsal Surge Protection

Is installed in your switchboard and helps protect your expensive appliances, such as, TVs, computers, washing machines and more from network surges and voltage spikes. One device helps protect the whole house.



Iconic® Timer

Turn on your laundry exhaust fan and don't worry about remembering whether you turned it off. The Iconic Timer will switch off after the pre-programmed time limit.



Saturn Zen Switch Plate with Pictogram Icons

Multiple switches can be confusing, but with Saturn Zen pictogram icons you can easily identify your light switch, exhaust fan or outdoor light above your clothes line.



Weatherproof Iconic® Switches

Designed with a special rubber membrane barrier preventing water from entering, protect your family from wet hands with our line of waterproof switches.



Quad Power Outlets

A modern laundry accommodates more appliances than just a washing machine and dryer. Ensure you have enough power outlets for all your requirements.



ROOM TIP

Get your laundry done faster by customising your electrical solutions to meet your needs – book a Clipspec consultation to create a personalised plan.



GARAGE & SHED

From a home workshop to a place to store your dream machine, the electrical design for a modern garage needs to be functional and practical.

Visit
clipsal.com
for more
inspiration.

Panel Light

No one enjoys harsh lighting in the garage. Panel lights allow backlight illumination, soft glow and a sleek design while also being energy efficient.



Suspended Pendant Power Outlet

If you are handy around the home, then this power outlet allows you to work freely with a power source that can be suspended directly over or near your work area. The hinged cap keeps power socket safe from dust or paint over spray.



Switchboards

To help keep your family, home and possessions safe you need three levels of protection, a combination safety switch/circuit breaker, surge protection and arc fault detection. Is your switchboard as safe as it should be?



EVlink Charging Station

Enjoy a private charging station with a direct connection from the grid to your car. With options of wall mounted or floor standing, it's perfect to suit the layout of your garage.



Weatherproof Switches and Power Outlets

For your outdoor areas, it is recommended that you have weatherproof switches and power outlets, designed specifically for areas exposed to dust or liquids.



Indoor Motion Sensor

For safety and convenience, an indoor motion sensor will light the way when motion is detected, for you and your car when entering your garage or shed.



ROOM TIP

Install a motion sensor in your garage so that when you arrive home you can exit your car safely, without having to search for the light switch.

RCD (Safety Switch) Protected Power Outlet and Extension Leads

These safe and flexible power solutions are ideal for use with power tools in outdoor areas.



Iconic® Quad Mounting Block

This mounting block is designed for Iconic installations in tricky applications such as brick walls and cupboards.





OUTDOOR LIVING

Whether entertaining or relaxing, enjoy the comforts
of the great indoors, outdoors.

Visit
clipsal.com
for more
inspiration.

Ceiling Sweep Fan

Keep yourself cool on hot days and muggy nights with these verandah and pergola appropriate fans.



Flood Lights

The ideal light output for taking out the garbage, bringing in the laundry or for lighting that dark path in your garden.



Bulkhead Lighting

Simple, sleek and attractive solution for illuminating stairways or pathways.



Outdoor Entertainment Scene

Close the outdoor roof, set patio lights to 60%, turn on garden lights, turn on your "entertain" playlist and turn off unnecessary systems in the house.



Sunset Switch

A convenient exterior lighting solution, Sunset Switches activate outdoor lighting at dusk and automatically switch off after a preset period or at dawn.



Weatherproof Power Outlets & Switches

Give yourself peace of mind and protection from rain and dust with our IP Rated Weatherproof Outdoor Switches and Power Outlets. Ideal for lights, fans, BBQs, fridges, bug zappers, vacuums, etc.



Infrascan® Motion Sensor

Provide convenient lighting in your outdoor living area with an outdoor motion sensor, designed to turn on when motion is detected.



Pool and Spa Timer

Enjoy the convenience and energy savings of a pool and spa timer. They can be easily programmed around frequency of use to suit the season.



ROOM TIP

Make entertaining after dark easy. Install a Clipsal Slimline Floodlight to your backyard, swimming pool or outdoor living area.

HOME, JUST SMARTER

Make your home a little safer, cosier, smarter



A smart home makes life simpler – even when no one is home.

Convenience, security, comfort and energy efficiency are all improved when you effortlessly control and automate your home, with as much or as little technology as you wish. Typically, technologies that are included in a smart home are lighting; heating and cooling; entertainment systems and appliances.

Affordable and scalable, a smart home puts you in charge. Use voice recognition via a central hub, or an app on your smart device to control your smart appliances. Turn your heating or cooling on before you arrive home, preheat your smart oven or program your lights to suit your lifestyle. The technology is here and it is easy and affordable.

Automating your home with smart home technology can be as simple as installing a single motion sensor, dimmer, or timer, or as advanced as integrating multiple home technologies into an intelligent control system.

With control via smart devices, voice or a wall switch, the possibilities are endless.

Benefits of a Smart Home

No matter what level of automation you choose, you and your family will enjoy a whole range of exciting benefits.

Comfort:

With smart technology that activates temperature control before you arrive, you'll never come home to a house that is too hot or too cold again. Once you are at home, smart home technology can be used to stream music and video services to multiple locations within the house. In the middle of the night, sensors can be used to automatically turn lights on at a low level to provide passage to where you need to go.

Convenience:

Smart home control systems allow you to complete multiple tasks, with just the touch of a button or with simple voice commands. Pre-programmed scenes make life a breeze – whether it is getting everyone up and out of the house in the morning [blinds opened, radio tuned in, kitchen lights on], entertaining guests [lights dimmed, playlist on, heating low] or turning in for the night [all technology off, doors and windows locked, blinds closed], pre-set scenes are an easy way to simplify your routine.

Security:

Smart home technology allows you to view footage from home security cameras, with alerts programmed to let you know if strange movements are detected. If you are away for some time, electronic blinds and lights can be programmed to open and shut and turn on and off, so it appears as though you are home. At the front door, a smart doorbell with camera can be installed to send footage to your smart device. Find out who is waiting and use the intercom

feature to talk to them without needing to open the door or even be home.

Energy Efficiency:

You can't manage what you can't measure, so put your smart home technology to work and keep your energy use in check, with alerts set for when energy use is high. For even greater efficiencies, you can use your smart home technology to minimise heating and cooling requirements by utilising electronic blinds that automatically close when the temperature reaches a certain point. Sensors and timers can be used to ensure lights are not left on unintentionally and an 'all-off' scene turns everything off when you leave the house or when you go to bed.

Voice Control:

The reality of affordable quality voice control systems has made it the perfect fit for a true smart home. There are multiple options when it comes to your voice control platform, but the good news is that they all compliment the Clipsal smart homes systems.

Add Value:

An investment in smart home technology can add value to your home. With a multitude of lifestyle benefits, smart homes are attractive to future buyers.

Advancing Independence:

By using a combination of voice solutions, movement detectors combined with programming a smart home can offer assistance for elderly and disabled people to meet their unique situations and abilities. It can help with limited mobility, sensory disabilities, even intellectual disabilities can help increase ease of use for day functions to maintain an independent lifestyle.



Discover more
at
[clipsal.com/
smarthome](https://clipsal.com/smarthome)



Your home, but smarter – where to start.

There are many ways to turn your home into a smart home. You might be starting small with a stand-alone option that is inexpensive and easily installed or you might be building a new house and have a few things in mind to integrate into a more complex system. Whatever your situation, there are things your integrator will want to know before they can give you a good recommendation.

Who lives here?

The integrator will need to know who uses your home. For example, are there children who will want to access the technology or older generations who may not be as familiar with smart devices? Are there likely to be people at home during the day or is remote access important. Write down your household routines to show your

integrator so he or she has a good understanding of how you operate.

Budget

You may have grand plans for what you want the technology to do, but if your budget won't stretch to it now, you might be better off opting for a system which you can easily add to down the track. There are many forms of home automation available. Your integrator will be able to advise how to get the best bang for your buck.

Devices

If there are smart home devices or appliances you already have or ones that you know you definitely want, these will be pivotal to the rest of your smart home system. Be clear with your integrator if you have your heart set on something specific.

Motivation

Letting your integrator know why you want a smart home will help them


ensure your objectives are met. Perhaps you want the technology to provide you with a more convenient, comfortable lifestyle. Perhaps you want the technology to be on show. Or perhaps you love the way the technology works and would like to be hands-on in setting it all up. Whatever the case, these details are important to share.

Functionality:

The level of functionality you require will impact the type of networking and connectivity you need in your home.

Structured Cabling:

- Delivers data, video and digital signals throughout your home.
- Suited to new homes or renovations.
- Performance standards guarantee faster, more reliable speed and signal consistency.



Wireless Technology:

- Perfect for the everyday use of computers, mobile and tablet devices.
- Suited to older homes or rentals.
- Can have bandwidth limitations that result in poorer transmission quality and interference.

Levels of Smart

Choose what you want to control in your home. Whether it's individual control or a fully integrated system, there's something to suit your lifestyle and budget.

What You Can Control:

Lighting
 AV/Entertainment
 Audio
 Ceiling Sweep Fans
 Windows, Curtains and Blinds
 Irrigation
 Climate
 Energy Management
 Security/Intercom
 Access Control
 Pool and Spa
 Doors/Gates

CLIPSAL TIP

Our EcoXpert™ partners have the backing and support required to install/ensure a fine-tuned solutions that meet your individual needs. To find an EcoXpert in your area call 1300 669 925.

Smart Home Solutions

Having a smart home doesn't need to be expensive or extensive. With a range of scalable options, Clipsal makes smart living accessible to everyone.

BASIC:

Infrascan® Motion Sensors:

Automatically turning lights on when you enter an area and off again after a pre-determined time without movement, Infrascan Motion Sensors allow you to save energy by never accidentally leaving the lights on again. Outdoor models are available with a weatherproof housing.

Sunset Switches:

Sunset Switches automatically switch lighting devices (such as garden lighting) on at dusk and off at dawn or after a preset time has elapsed.

Timers:

Clipsal's Timer Switches provide precise control of services and are ideal for use with exhaust fans, pantry lights, garage lighting and heaters. Switchboard mounted timers for pools, spas and irrigation systems are also available.

Dimmers:

Most of the time you don't need to set your lights at full brightness to light a room. With dimmers installed, you can have complete control over the level of light in your room. To create a little ambience, you can dim the lights to a more desirable level.

MODERATE:

Iconic®:

Connected control of your switches. Iconic can introduce you to in-room control for lights, timers and time clocks. Using the Wiser Room App on your smartphone or tablet configuration is easy to set up or change.

Energy Management by Wiser:

Monitor your energy consumption via a smart device with the Energy Management by Wiser system. Providing data about your usage of heating, hot water, lighting and cooling, you receive notifications when there is a power outage in your home, your critical appliance (fridge, swimming pool, aquarium etc.) has no power or you spend more than your monthly energy goal. With the Wiser Energy app, you can even stay connected with your home when you're away.

ADVANCED:

Push Controls:

An intuitive, affordable and scalable control system, Push creates a seamless and connected home. Push brings the control of your home's devices, systems and appliances (irrespective of brand) to one easy-to-use device, giving you the ability to control lighting, audio visual, climate, security, blinds, multi-media and energy management. This means you can operate your home technology with just the push of a button, giving you greater connectivity, simplicity, comfort and control in the home.

ULTIMATE:

C-Bus Home Control:

Perfect for new home builds and major renovations, this allows you to enhance your lifestyle by combining today's modern technology with the benefits of C-Bus Home Control. Customisable to suit your home and lifestyle, the C-Bus system is designed so that your whole family can use it.

You can control your C-Bus system from an extensive range of touch screens, eDLTs and other wall switches that blend in with your home and complement your décor.

C-Bus gives you the ability to control lighting, irrigation, air conditioning, multi-room audio, windows and blinds, home theatre, home security, keyless entry and more. For the ultimate automation experience, you can incorporate elements into scenes or schedules. This means you can program individual elements to work in unison at the touch of a button. This function allows a specific mood or atmosphere to be created quickly and easily.

Whether you're outside, inside or away from your home, Wiser Home Control delivers access to your C-Bus Home Control system via web-enabled devices, such as a smartphone, laptop, tablet or PC. This makes accessing and using the technology in your home easier and more convenient, giving you a whole new level of functionality and connectivity.



Push Controls

See the full
smart home range
at [clipsal.com/
smarthome](http://clipsal.com/smarthome)



SAFETY AND PROTECTION

Help protect your family and keep your home and possessions safe, so you can enjoy life, worry free.



Smoke Alarm, Photoelectric, Surface Mount, 9VDC battery backup (755PSMA4) or Rechargeable Lithium battery backup (755RLPSMA4)



Smoke Alarm, Photoelectric, Flush Mount (755PFM4)



Smoke Alarm, Photoelectric, Lithium Battery Powered, built-in wireless interconnect (755LPSMA4)

Smoke Alarms

A Clipsal FireTek 755 Series Smoke Alarm is a small investment, yet potentially one of the most important you will ever make. The 755 Series offers photoelectric models, in surface-mount and aesthetically appealing flush-mount designs. Available as 240V mains powered or Lithium battery powered for total protection. You should consider installing multiple interconnected photoelectric alarms in your home, to provide optimum protection for your family.

Why choose Photoelectric?

A significant amount of home fires occur each year in Australia. According to fire authorities, fire hazards present the highest risk when occupants are sleeping. The most likely type of fire encountered while occupants are sleeping is a smouldering fire. Our sense of smell decreases when sleeping, so early warning of any fire is imperative, to allow enough time to escape. Photoelectric smoke alarms provide the earliest detection of a fire hazard in the home, so occupants can escape quickly and safely. Photoelectric smoke alarms are also recommended by Australian Fire Departments and contain no radioactive material, making them easy to dispose of and better for the environment.

Choosing the Right Smoke Alarm

- ✓ Choose high-quality alarms from a reputable supplier (Clipsal Photoelectric FireTek® recommended).
- ✓ Install multiple alarms and have them interconnected for the best protection.
- ✓ Ensure your alarms are installed by a professional installer.
- ✓ Choose Photoelectric smoke alarms for the earliest response to smouldering fires, the most common and highest risk house fires. Photoelectric smoke alarms are recommended by all state fire departments for best all round protection.
- ✓ Test alarm operation and clean the unit regularly (minimum once per month).
- ✓ Check battery condition regularly (minimum once per month).
- ✓ Replace smoke alarm after ten years of life.





Cooker Switches

A cooker switch must now be installed within two metres of an electrical cook top and/or oven. Clipsal has a wide selection of cooker switches to match any style and need.

- A variety of styles to suit your home
- Option of a neon indicator.
- 45A load rating - highest on Australian and New Zealand markets.

Clipsal Iconic®

Night Walk

Clipsal Iconic offers a new Night Walk skin. This product plugs into a standard double socket grid plate. It features an integrated motion sensor that switches on when it detects movement. Soft warm white LEDs illuminate the way when someone gets up at night, providing a safe pathway without disturbing others.



Night Walk sensor light



Your Electrical Switchboard

Three steps to complete electrical protection in your home

1. Protect your loved ones & electrical cables with a Clipsal Safety Switch & circuit breaker combo
2. Protect your possessions with Clipsal Surge Protection
3. Protect your home with an Clipsal Arc Fault Detection Device

Most of us have no idea what is inside our switchboard. Circuit protection in an electrical switchboard is one of the most important safety features in a home. Make sure that you are using quality products from reputable brand as there are no second chances.

Arc Fault Detection Device (AFDD)

In Australia, we have instances of significant loss of lives and assets due to electrical fires, every year. Old cables, loose wall sockets, poor cable connections, rodents/humidity in ceiling space can all result in damage to cables. Such damages result in electric arcs that carbonise the insulation/connection. If these arcs are not detected early then they can potentially result in electrical fires. Clipsal Arc Fault Detection Device sits in your switchboard and continuously looks for early signs of such arc faults. As soon as it detects a signal, it disconnects power in that circuit and helps to reduce chances of a potential house fire.

CLIPSAL TIPS

Protect your whole house from external surges with a Clipsal Surge Protection device. One device will help protect your entire home.

The following typical household appliances are subject to surge damage risk and often only a portion of these items can be protected by surge plug strips alone.



Homes today contain an average of over \$15,000 worth of unprotected equipment.

- Televisions
- Home office equipment
- Refrigerators
- Stereo systems and entertainment centres
- Microwaves
- Washers & dryers
- Electric cooktops & ovens
- Dishwashers
- Air conditioners & more



LIGHTING

Live brighter when you choose the right lighting for your home.

Lighting has the power to transform a room, showcase your interiors and create the perfect ambience. How? Find out here.

Layer your Lighting

There are many different types of lighting, so when creating your lighting plan, it's important to consider the functionality you wish to achieve.

- **Ambient lighting** provides an area with overall illumination and is fundamental to a good lighting plan.
- **Task lighting** highlights a specific area of a room where a visual activity will take place, for example, food preparation in the kitchen.
- **Accent lighting** focuses on particular features of the home and adds drama to a room by creating visual interest.
- **Decorative lighting** is used as the focal point of a room to enhance the interior styling.

Set the Mood

Different light can have very different effects on a room's atmosphere.

Warm white light creates a soft, relaxed and comfortable atmosphere suitable for bedrooms or living areas, whilst cool white light is much brighter and bolder, suitable for active areas such as the kitchen or laundry.

Enjoy the Benefits

Energy efficient and eco-friendly, LED lighting is now the standard choice for your home

Get to know the benefits of LED:

- **Energy Efficient:** Uses up to 80% less energy.
- **Cost Effective:** Long lifespan of greater than 30,000 hours.
- **Fast Switching:** Switch on and off instantly - no warm up or cool down required.
- **Dimmer Compatibility:** Greater control over your light levels.
- **Superior Safety and Protection:** Lower running temperature.

THINK POWER. SAVE MONEY.

Don't let energy prices hold you back from comfort.



Combat rising energy consumption and costs without sacrificing your lifestyle with products that provide comfort, convenience, safety and security for your home.

It's possible to reduce energy consumption and costs, without forgoing comfort. Clipsal has a long history of pioneering energy-efficient products that will provide comfort, convenience, safety and security for your home.

Energy Monitoring: Energy Management by Wiser works with your lifestyle, it's like having your own personal energy coach that monitors your power consumption in your home so you can understand how and when you are using excess energy. Take control of your energy consumption and reduce those costly energy bills.

Motion Sensors: Motion and occupancy sensors add convenience and save you money by turning lights off after the pre-set period of time and re-activate when the system detects someone approaching that can save you up to 50% of energy costs.

LED Downlights: Downlights are the most popular lighting choice and can be found in the latest modern homes or in extensions and refurbishments of older style homes. By being able to adjust the brightness of your lights in your room, not only can you set the mood but achieve savings of 30% to 80% of lighting energy costs.

Dimmers: Dimmers don't just set the mood, but they can save money too. Most of the time we don't need to set our lights to full brightness to light a room and if you dim your lights you're using less energy to run them whether it is a lamp or string of lamps.

Sunset Switches: Sunset Switches switch lights on once daylight levels drop below the desired level and switch lights off again at sunrise. Best of all, they adjust to seasonal changes making them perfect for entrance areas, pathways gardens and car parks.

Timers: Timers are perfect in areas where you need lights, fans or heaters to operate for a short period of time and turn off automatically which makes them ideal for exhaust fans in toilets and bathrooms, lights in pantries and walk in wardrobes or towel heaters in bathrooms. Simply set the timer and it will remember to turn itself off.

Ceiling Sweep Fans: Ceiling Sweep Fans are an effective natural way to cool your home or circulate heat. It is all you need to stay cool and comfortable but also practical in winter by reversing the airflow and circulating the warm air that accumulates near the ceiling.

TIME TO MAKE THE SWITCH



Whether you're looking for bold and bright, minimalistic and sleek or classically understated, Clipsal has the switch for you.

When building or renovating, most people focus on the big picture – paint colours, carpeting, tiling and more. But, it's the finer details that set the best homes apart.

More than just wiring and layout, your electrical installation has a huge impact on the overall look and feel of your home. So, it's time to forget your standard white plastic switches and dress your home with sophisticated switches that complement your style.

With a variety of modern finishes, styles and colour options, Clipsal has the switch to fit your need and budget.

The following pages highlight a selection of our extensive range of products.

Quote the product numbers of your favourite products when ordering through your electrician.


See the full
product range at
[clipsal.com/
yourstyle](http://clipsal.com/yourstyle)



Saturn
Page 42



Saturn Horizon
Page 43



Saturn Zen
Page 43



Metal Plate
Page 44



Impress
Page 44




Modena
Page 45



Classic
Page 45



2000 Series
Page 45



Iconic®
Page 46



Iconic® Styl
Page 48



Iconic® Essence
Page 48



C-Bus
Home Control
Page 50



Saturn™ 250V Range

Manufactured from premium quality materials, the Saturn range features a sophisticated glass look with a hardwearing finish. Complementing popular modern surfaces, it's ideal for kitchens, bathrooms and family areas.
 Measurements: 116mm L x 75mm W x 12mm D



4061PBL-PW



4062PBL-EB



4063PBL-OM



4064PBL-PW



4015-OM



4025-PW



4025XA-EB



4025H2-OM

COLOURS Pure White (PW) Ocean Mist (OM) Espresso Black (EB)

Saturn™ Horizon

A modern, textural switch with contemporary push-button operation, the simple elegance of the Saturn Horizon complements both classical and modern interiors.

Measurements: 116mm L x 75mm W x 12mm D



4061PBL-HS



4062PBL-HB



4063PBL-HS



4064PBL-HB



4015-HS




4025-HB



4025XA-HS




4025H2-HB

COLOURS  Horizon Silver (HS)  Horizon Black (HB)

Saturn Zen™

The subtle, modern design of Saturn Zen complements any modern or architectural interior to create a beautiful balance throughout your home. With a matte finger-print resistant finish and standard LED indicators, Saturn Zen also features pictogram icons and Smart Shelf.

Measurements: 118mm L x 75mm W x 12mm D



Z4061PBL-ZW



Z4062PBL-ZB



Z4063PBL-ZW



Z4064PBL-ZB



Z4015-ZB



Z4025-ZW



Z4025XA-ZB



Z4032HSUSBC-ZW

COLOURS  White (ZW)  Black (ZB)

Metal Plate

Refined and minimal, these stainless steel switches and power outlets look superb in modern architectural interiors, while the polished brass models beautifully complement traditional décor.

Measurements: 130mm L x 85mm W x 1.2mm D (BSL & BBSL ranges)
 115mm L x 70mm W x 10mm D (A style switches and single power outlets)
 130mm L x 86mm W x 28mm D (A style twin power outlets)



BSL32VH-WE plus 30PB-WE (x2)



BBSL31VA-WE



A32VA-WE



BA32VH-WE plus 30PB-WE (x2)



BSL25A-WE



BBSL25A-WE



A15A-BK



BSL25A-BK

SURROUND COLOURS ■ Anodised Aluminium (AA) ■ Stainless Steel (SS) ■ Polished Brass (BS)
INTERNAL COLOURS □ White (WE) ■ Black (BK)

Impress™ Push-Button

Contemporary and practical, the Impress switch provides smooth, reliable action and compatibility with LED technology. Available to suit Standard, 2000, Metal Plate and C2000 ranges.

Measurements: 116mm L x 76mm W x 13mm D



2033VH-WE plus 3 x 30PBL-WE



C2034VH-WE plus 4 x 30PBL-WE plus
C2034C-BA

SURROUND COLOURS ■ Brushed Aluminium (BA) □ White (WE) **INTERNAL COLOURS** □ White (WE)

Modena

Achieve European styling, comfort and usability with Modena. Designed with the best form, function and safety features in mind, this classic range provides easy operation and practical functionality for all users.

Measurements: 124mm L x 83mm W x 9mm D



M8081LHA-WE



M8083LHA-WE



M8084LHA-WE



M8083HPBL-WE

INTERNAL COLOURS ☐ White (WE) ☒ Black (BK)

SURROUND COLOURS



M8000HC-PT
(Platinum)



M8000HC-CC
(Charcoal)



M8000HC-DB
(Blue)



M8000HC-CP
(Champagne)



M8000HC-GM
(Gunmetal)



M8000HC-CH
(Chrome)



M8000HC-RD
(Red)

Classic Series™

With smooth curves and sleek lines, our traditional range features the level of quality and elegance one would expect from electrical switches and power points costing much more.

Measurements: 116mm L x 76mm W x 13mm D



C2031VA-WE



C2025-WE



C2032VA-BK

SURROUND COLOURS ☒ Brushed Aluminium (BA) ☐ White (WE) ☒ Black (BK)

2000 Series™

Manufactured in high gloss, impact resistant material, the 2000 Series incorporates interchangeable clip-on surrounds that make decorating a breeze.

Measurements: 116mm L x 76mm W x 13mm D



2032VA-RD



2025-WE



2033VA-BK

SURROUND COLOURS ☐ White (WE) ☒ Black (BK) ☒ Red (RD)

Clipsal Iconic®

Come home to Iconic, the beautiful new electrical accessories range from Clipsal by Schneider Electric. Stylish colours in a clean design that's easily customisable with changeable cover plates. From standard switches and sockets to simple smart home functionality, Iconic is the irresistibly future-proof choice for a modern home.

Iconic can be enhanced by using Bluetooth connected smart switches, timers, time-clocks and dimmers. You can control a range of functions and set schedules around your house such as outdoor lighting and heated towel rails, etc., using intuitive controls to make life easy.

Measurements: 119mm L x 78mm W x 7mm D (Switches)

Measurements: 119mm L x 78mm W x 9mm D (Power Outlets)

Switch Plates

Also available in horizontal configuration



3041VA-VW



3042VA-VW



3043VA-VW



3044VA-VW



3045VA-VW



3046VA-VW



3041VF3CSF-VW

Fan Controller

Architrave Switches



3041AL-VW



3042AL-VW



3041V44-VW



3042V44-VW



3043V44-VW



3044V44-VW

IP Rated Switches

Want a switch within the water safety zone? Choose an IP rated switch to adhere to Australian standards

USB Charger



3025USB2-VW



3043HSUSB-VW



3025USBAC-VW

Cooker Switchers



3041/45-VW
3041D45-VW

RCD



3025RCD30-VW

Pictogram Rockers



40FR-VW



40AMR-VW




40LR-VW




40ACR-VW

Power Points



3015-VW



3015/20-VW



3025-VW



3025/15-VW



3015/4-VW



3015/4XXUA-VW



3025XA-VW



3015V-VW



3025V-VW



3025VXA-VW

Plugs into a double power point



3025NW-VW



3040CEP-VW


COLOURS Vivid White (VW) Warm Grey (WY) Cool Grey (CY) Antracite (AN)

Clipsal Iconic® Lighting Control Solutions

Clipsal Iconic offers a range of lighting controls from standard switches to simple smart home functionality. For standard lighting control, the range offers dimmers for creating the perfect ambiance and light level in your home lighting as well as PIR motion sensors to detect motion and activate your lights for hands-free switching.



41E300PBUD2SM-VW
Push-button Dimmer



41EPIRM-TN
PIR Motion Sensor



42E350RLD2M-VW
Rotary Dimmer

Clipsal Iconic® Smart Home Solutions

Clipsal Iconic offers clever home enhancing features for simple smart home functionality with connected control of your switches. You can control a range of functions and set schedules around your home using intuitive app control to make life easier. Iconic features smart switches with timers and time-clocks and dimmers which can be controlled from the intuitive Wiser Room App on your smart device. The best thing about a Clipsal Iconic connected home, is that it is a completely scalable and customisable solution. You can upgrade each Iconic switch to a smart switch at any time and this is just the start of your smart home experience.



41E10PBSWM

Wiser Switch

You can have complete control of the lighting for your whole home, and it's all done from the Wiser Room app on your smartphone or tablet. You can program schedules using the app. Ideal for exterior lighting, heated towel rails and more.



41EPBDWCLM

Wiser Dimmer

Provides in-room on/off and superior dimming control of lights from your smart phone or tablet using the Wiser Room app, with 24-hour timer and 24 hour / 7 day scheduling functions.



41EPBCLM

Multi-way Control

Wiser Iconic push-button switches can be switched and dimmed from multiple locations. Perfect for bedrooms, staircases, and hallways.



Getting ready for movie time is easy.



Simply dim the lights with your phone.



Now time to sit back, relax and enjoy.





Iconic - Vivid White




Iconic Styl - Silver



Iconic Essence - Ash Grey


Future-Proof 'Skinability' with Clipsal Clip-Covers

Iconic® is based around a unique, electrically safe grid plate with a choice of three different skin designs that simply clip on top. Once the grids have been installed by an electrician, it's safe for anyone to change the skins at any time. Simply clip off the standard skins and clip on the new design.



The Colours of Iconic®

With four colours that complement any décor, Iconic's translucent edges allow the cover plates to pick up background colours for a design that blends in with any wall colour. The Iconic® range also offers Vivid White with a white solid edge in selected switches and power points for a sleek, clean look.



Iconic® Styl. Irresistibly Modern.

Iconic® Styl adds elegance, texture and modern simplicity with three metallic finishes to complement a broad range of décor styles. These slim, stylish skins are designed to clip directly onto standard Iconic grids and are sure to make a statement in any home. Iconic® Styl is an irresistibly beautiful design made from durable aluminium material with a high-quality anodised finish. The surface is sandblasted for a modern 'satin' appearance and the rounded edge plays with light creating beautiful reflections.



Iconic® Essence. Irresistibly Elegant.

With smooth round wooden edges, Iconic® Essence brings a hint of nature to the home. Inspired by classic comfort and elegance, the natural real timber craftsmanship utilises high quality, sustainable materials to complement the room. Iconic® Essence has been designed and made using durable ABS colourfast and a UV stabilised plastic surface and birch real timber edge with matt lacquer for protection. Designed to clip on to the Iconic platform – upgrading has never been easier.



Styl Switch Skins

Including Colours



S3041C*



S3042C*



S3043C*



S3044C*



S3045C*



S3046C*



S3041/45C*

Styl Outlet Skins

Including Colours



S3015C*



S3015XC*



S3025C*



S3025XC*



S3015/4C*



S3015/4XXUAC*



S3043USBC*

*COLOURS  Silver (SV)  Crowne (CE)  Silver Shadow (SH)

Essence Switch Skins

Including Colours



E3041C*



E3042C*



E3043C*



E3044C*



E3045C*



E3046C*



E3041/45C*

Essence Outlet Skins

Including Colours



E3015C*



E3015XC*



E3025C*



E3025XC*



E3015/4C*



E3015/4XXUAC*



E3043USBC*

*COLOURS  Arctic White (AW)  Ash Grey (AG)

C-BUS SWITCH PLATES

As stylish as they are functional, C-Bus smart wall switches are designed to enable control of electrical loads such as lighting and electrical devices. Available in a range of colours and styles, there is an option to suit any interior.

C-Bus eDLT™ Wall Switches



5085EDLB-SS

C-Bus Saturn™ Wall Switches



5086NL-J80

C-Bus Reflection™ Wall Switches



R5061NL

C-Bus 30 Mechanism Wall Switches



5031NMMIRL plus 5031NMS
(in C2034VH grid)

C-Bus Metal Plate Wall Switches



B5032NL

C-Bus Modena Wall Switches



LHC882-WH
(See page 45 for surround colour options)

C-Bus Saturn Zen™



R5045EDLW-ZW

C-BUS TOUCH SCREENS

Stylish, touch-sensitive LCD screens replace the need to have multiple wall switches and add a touch of enviable style and functionality to any home.

C-Bus Black and White MKII Touch Screen Controller



BS5000CTL2



SC5000CTL2-BK

C-Bus Colour Touch Panel



5000ETP10W

LIGHTING RANGE

With so many styles to choose from, selecting the right lighting for your home can seem overwhelming. Luckily, Clipsal's range of stylish and innovative energy efficient LED lighting solutions make this job a whole lot easier.

LED Downlights



TPDL1C2
White

TPDL1C2
Brushed Chrome

TPDL1C2
Black

Ceiling Lights



TPDBLED1

TPCL1C1

LED Floodlights



TPFLS20LED

TPFLS20SENLED

Exterior Lights



TPBHS1

TPWL2

COLOURS Brushed Chrome (BC) Stainless Steel (SS) White (WE) Black (BK)

WEATHERPROOF

To combat the effects of the harsh Australian environment, Clipsal has developed the Weathershield® range of outdoor power outlets and switches – perfect for use in your alfresco entertaining areas, gardens, alongside pools, or controlling your external lighting. Available in standard or slim design and Light Grey, Storm Grey or White colour options.

Power Outlets



WSC227/2-RG
Twin Power Outlet



WSC227-GY
Single Power Outlet



WSF226E2-RG Mounting Block with
2 x WSC227/2-RG Twin Power Outlets



WS226-RS
Single



WS226/2-RW
Double



WSF226/3-RG
Triple

Switches

COLOURS Light Grey (RG or GY) White (RW) Storm Grey (RS)

AIR MOVEMENT & HEATING

Freshen the air, cool or warm your home, and save energy with Clipsal's range of ceiling fans, exhaust fans and heating units.


Ceiling Sweep Fans



ZENFAN-ZB



C4HS1300-AN



C4HS1300-WE



C4HS1300L-WE



4HS1200SSR-SS



3HS1200AL-WE



4HS1400SS-SS

Inline Fans



MFINLINE-100
MFINLINE-150
MFINLINE-200


Exhaust Fans



CEF30L-WE



CEF40



CE250

Fan/Light/Heater Units



6500ADS-WE



6600ADS-WE



7500ATP-WE



7600-ATP-WE

ROOM RECIPES

Based on a decorator's mood board, these Room Recipes present the ingredients for creating the perfect space, showing you the versatility of Clipsal products and how you

can use them in your home – no matter what your personal style. Showing how hard items can work alongside softer items, each Room Recipe delivers, at a glance, an immediate sense of

how your room can look and feel. A useful tool to trigger beautiful ideas, use these Room Recipes for inspiration when creating your own home interiors.



BLACK IS BACK

Your home reflects your personality and style. The secret to a beautiful home is in the detail and it's the finer details that set the best homes apart. Enhance your home by creating a sense of style and luxe with the modern and subtle design of **Saturn Zen Black**. The matte finish and minimal lines bring architectural harmony to the home. The clean lines of Saturn Zen keep its design seamlessly simple; the perfect balance of form and function.

SCANDINAVIAN

Iconic Essence Arctic White is perfectly suited to a Scandinavian look. We recommend you use blonde timbers mixed with white and soft greys. Ensure there is a focus on clean lines and shapes throughout and introduce natural materials where possible for warmth. This can be in the way of blonde timbers and naturally woven rugs. Ensure that styling is kept to a minimum as well as the use of pattern. Bold colour can be introduced in small bursts if you want to stay true to the Scandinavian aesthetic. Use textured carpets and consider textured joinery as well, like V Groove profiles in kitchens, wardrobes or bathroom vanities.



STRONG

To achieve a strong look in your home, you should opt for bold finishes and **Iconic Styl Silver Shadow** is the perfect match

Gunmetal coloured tapware makes a strong statement in the kitchen and bathroom and really sets the scene for your spaces. Tie your tapware back with charcoal coloured tiles in fun patterns, like dark grey marble penny round tiles. Maintain a sense of sophistication with walnut timber finishes. You could opt for pops of it throughout the kitchen joinery, floating shelves in the living area or bathroom vanities. The richness and depth of its colour will elevate the sense of luxury in this space. Use textured grass cloth wall papers and muted navy on some walls to add a sense of elegance and luxe.





MINIMALIST

For a minimalist look, keep your palette monochromatic and your lines clean and sharp. This type of look suits any type of home and family unit, its timeless nature means that it will remain relevant for years to come. To overcome the coolness of the clean lines, use warm greys for your wall colours to create cosy spaces. Look no further than **Iconic Essence Ash Grey** for your switches and power outlets. Use sharp white engineered stone for your kitchen and bathroom vanities to heighten the sense of crispness and combine with strong charcoals in your joinery elements. Soften your spaces with hints of oak timber and add subtle amounts of texture for that little bit of interest. The key to minimalism is pairing back, invest in quality one off pieces that stand alone and stand the test of time.



SOFT

For a softer look in your home, we recommend that you run with soft and dusty colours throughout your spaces for your hard and soft finishes, such as **Iconic Styl Crowne**. Using pastel pinks on your walls with soft creamy whites will really make your space feel sweet and feminine. Use brushed brass tapware with engineered marble stones and white subway tiles in your bathrooms and kitchen. To freshen up this very warm colour palette, introduce lots of fresh greenery. Consider textured ivory rugs and carpets over light oak timber floors to increase the sense of space and light throughout. Ivory coloured grass cloth in the wallpapers in the bedrooms or living area will provide that extra bit of texture.



CLIPSAL SHOWROOMS

The best way to experience what Clipsal home electrical products can do is to see them in action. Visit your local Clipsal Showroom today.

CLIPSAL SHOWROOMS

Open for self-guided tours, appointments available.

South Australia
Unit 5B, 340-356 South Road
Richmond SA 5033
ph: 1300 669 925

Western Australia
Home Base Expo
55 Salvado Road
Subiaco WA 6008
ph: 1300 669 925

New South Wales
Marsden Park Home
Shop 14, 9 Hollinsworth Road
Marsden Park NSW 2765
ph: (02) 8625 5522

Queensland – Brisbane
Build and Design Centre
66 Merrivale Street
South Brisbane QLD 4101
ph: 1300 669 925

CLIPSAL SHOWROOMS

By appointment only.

Queensland – Gold Coast
Unit 3B Level 2
175 Varsity Parade
Varsity Lakes QLD 4227
ph: 1300 669 925

Victoria
1 Acacia Place
Notting Hill VIC 3168
ph: 1300 669 925

Opening days/weekend availability can be located on clipsal.com/showrooms.

To book a Clipspec Consultation or Tour please call 1300 669 925 or visit clipsal.com/clipspec.

Consumer Support Enquiries, phone 1300 669 925
or visit clipsal.com/contactus

Life Is On

CLIPSAL
by Schneider Electric